

# Utility of EXACT, a patient-reported outcome instrument, for idiopathic pulmonary fibrosis-related cough

Marlies Wijsenbeek,<sup>1</sup> Thomas Sciascia,<sup>2</sup> Toby M Maher,<sup>3,4</sup> Philip L Molyneaux<sup>4</sup>

<sup>1</sup>Department of Respiratory Medicine, Erasmus Medical Center, Rotterdam, Netherlands; <sup>2</sup>Trevi Therapeutics, New Haven, CT, USA; <sup>3</sup>Keck School of Medicine, University of Southern California, Los Angeles, CA, USA;

<sup>4</sup>National Heart and Lung Institute, Imperial College London, London, UK

## BACKGROUND

- Cough is common in individuals with idiopathic pulmonary fibrosis (IPF), contributing to disease-associated morbidity and diminished quality of life through effects on breathlessness, and an individual's ability to work and socialize.<sup>1</sup>
- Practical, validated patient diaries are needed to evaluate idiopathic pulmonary fibrosis respiratory symptoms.
- EXACT is a patient-reported outcome (PRO) developed for COPD.
  - Cough and breathlessness subdomains of the EXACT outcome have been used to evaluate patients with IPF, called the Evaluating Respiratory Symptoms (E-RS:IPF) tool.<sup>2</sup>
- Nalbuphine extended release (NAL ER) is a  $\kappa$ -receptor agonist and  $\mu$ -receptor antagonist that has been investigated in patients with IPF in the CANAL trial (NCT04030026).<sup>3</sup>

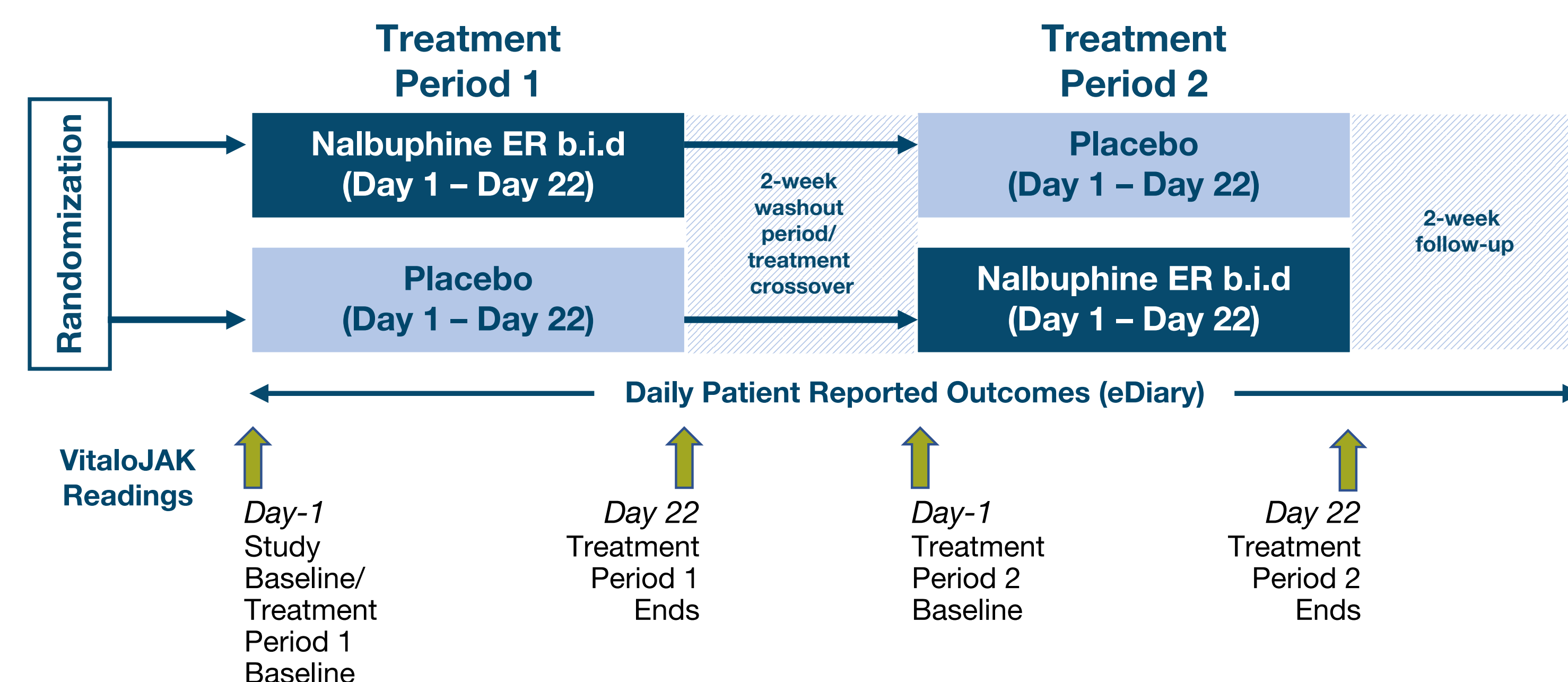
## OBJECTIVE

- To identify optimal patient-reported endpoints in IPF studies by reporting on EXACT total score vs. E-RS cough and breathlessness subdomain scores, and comparing them to the objective NAL ER efficacy data from the CANAL trial.

## METHODS

- The CANAL trial, randomised, double-blind, placebo-controlled, crossover trial with two 22-day treatment periods separated by a 2-week washout period was conducted (Figure 1).
  - Adults diagnosed with definite/probable IPF using international criteria and chronic cough for >8 weeks were enrolled.
- EXACT total score throughout the study was a secondary endpoint of the CANAL trial and was compared with the following endpoints:
  - E-RS:IPF cough subdomain score.
  - E-RS:IPF breathlessness subdomain score throughout the study.
  - Primary endpoint: mean change in objective daytime cough frequency (digital cough recorder VitaloJAK®) at Day 22.

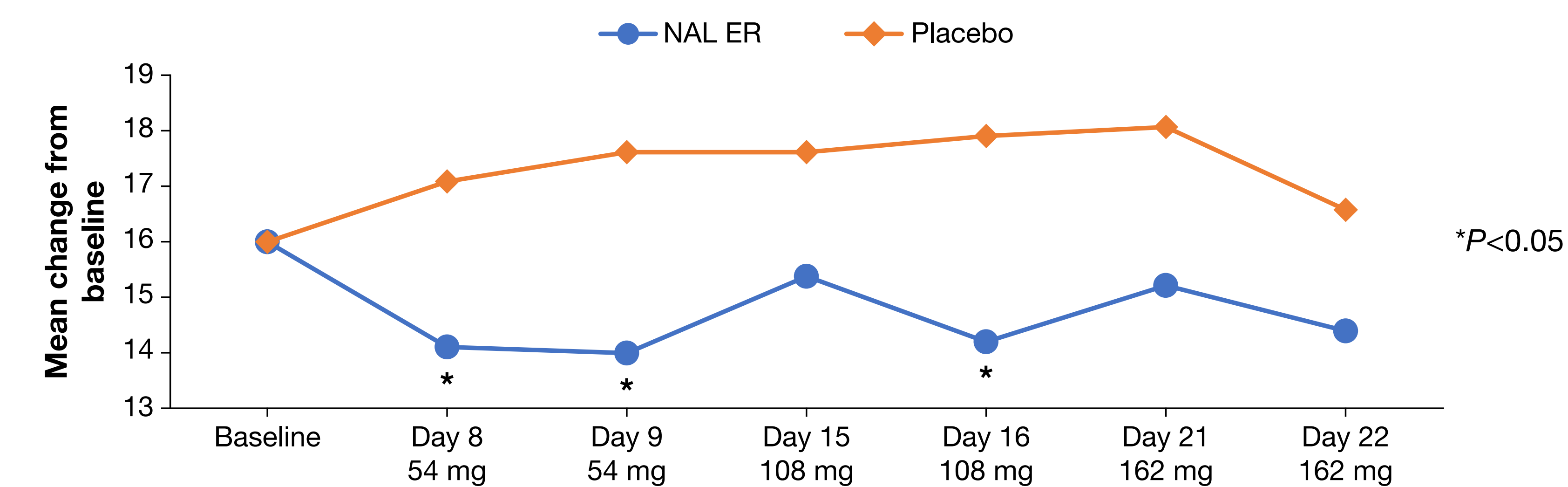
Figure 1. CANAL study design.



b.i.d., two times per day; NAL ER, nalbuphine extended release.

## RESULTS

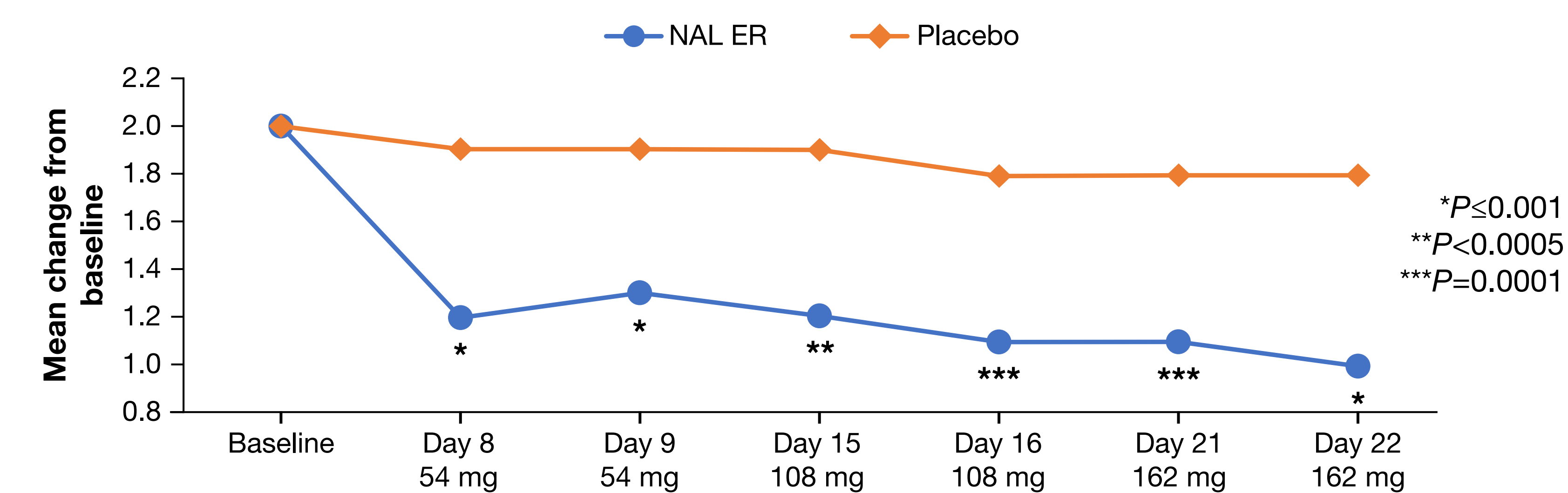
Figure 2. Mean change from baseline in EXACT overall score.



NAL ER, nalbuphine extended release.

- EXACT total score showed numerical improvements with NAL ER vs. placebo at all timepoints, reaching significance on Days 8, 9, and 16 (Figure 2).

Figure 3. Mean change from baseline in E-RS:IPF cough subdomain score.



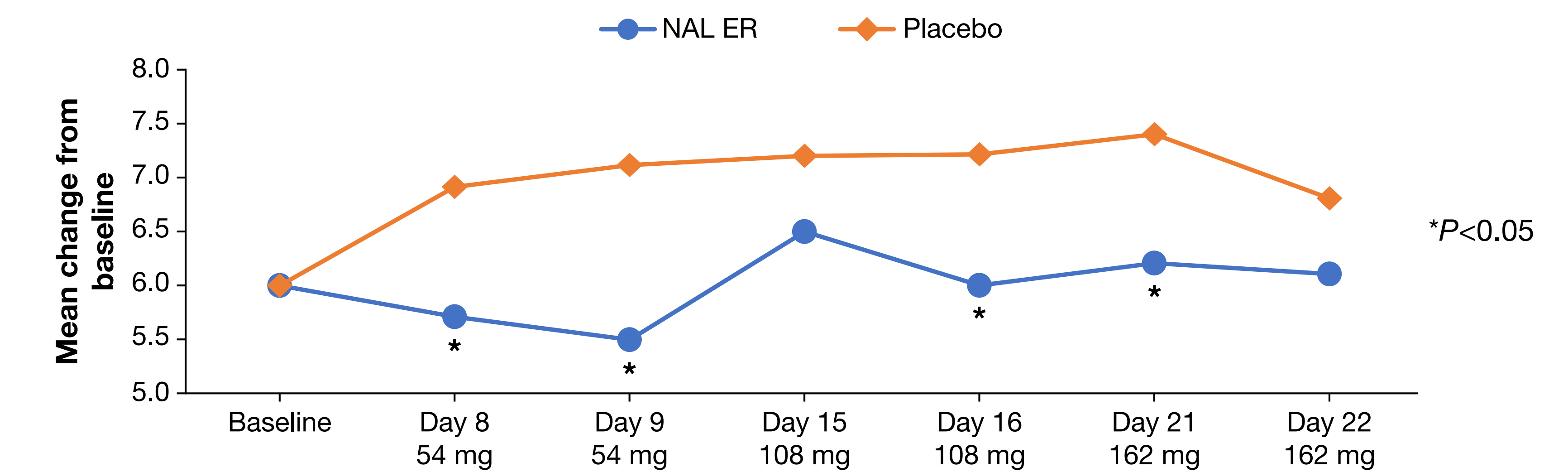
E-RS, Evaluating Respiratory Symptoms subdomain; IPF, idiopathic pulmonary fibrosis; NAL ER, nalbuphine extended release.

- The mean changes from baseline in E-RS subdomain cough score were significantly improved for NAL ER vs. placebo at all timepoints (Figure 3).

## CONCLUSIONS

- Overall EXACT and the E-RS breathlessness subdomain did not show significant separation between groups at Day 22 in these patients with IPF treated with nalbuphine ER.
- For patients treated with nalbuphine ER, the reduction in the patient reported E-RS cough score reflects the reduction in the primary endpoint of objective Daytime Cough Frequency at Day 22 vs. placebo.
  - A significant reduction in patient reported cough was seen from an early time point, with a dosage of only 54 mg, and was maintained over the duration of the study.
  - Patient reported E-RS cough subdomain is an easily repeatable PRO that reflects objective cough monitoring and could be a useful PRO in future IPF studies.

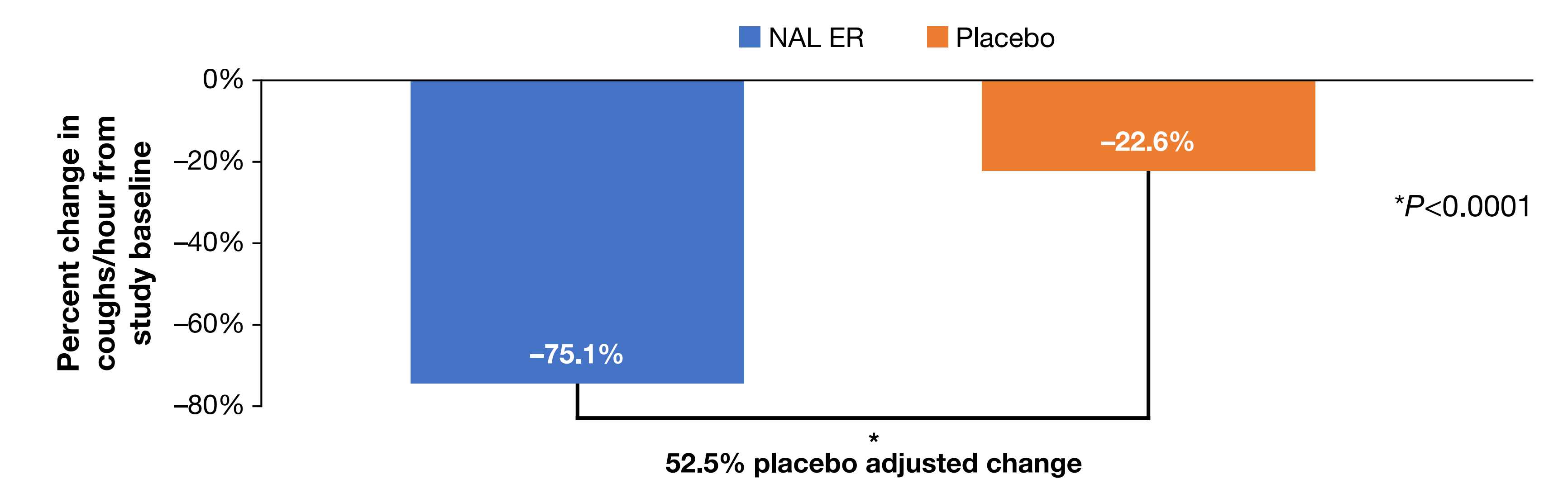
Figure 4. Mean change from baseline in E-RS:IPF breathlessness subdomain score.



E-RS, Evaluating Respiratory Symptoms subdomain; IPF, idiopathic pulmonary fibrosis; NAL ER, nalbuphine extended release.

- Breathlessness subdomain scores showed similar trends to the EXACT total score: E-RS breathlessness scores for patients treated with NAL ER were numerically improved vs. placebo, reaching significance on Days 8, 9, 16, and 21 (Figure 4).

Figure 5. Mean percentage change in objective daytime cough frequency at Day 22.



NAL ER, nalbuphine extended release.

- The primary clinical-reported endpoint demonstrated a significant improvement of 52.5% placebo-adjusted change in daytime cough frequency for NAL ER at Day 22 (Figure 5).

**References:** 1. Lee J, et al. Chest. 2022;162:603-13. 2. Bacci ED, et al. Respir Med. 2018;134:130-8. 3. Maher TM, et al. NEJM Evidence. 2023 (in press). doi:10.1056/EVIDoa2300083.

**Acknowledgements:** Research sponsored by Trevi Therapeutics. ClinicalTrials.gov Identifier: NCT04030026. Medical writing/editorial assistance was provided by Luke Ray, PhD, of Excerpta Medica, and was funded by Trevi Therapeutics, according to the Good Publication Practice guideline.

**Disclosures:** Dr Wijsenbeek: Research funding - The Netherlands Organization for Health Research and Development (ZonMw); The Dutch Pulmonary Fibrosis Patients Association (Longfonds); The Thorax Foundation, Erasmus MC; AstraZeneca-Daiichi; Hoffman la Roche; Boehringer Ingelheim. Speaker and/or consultancy fees - Boehringer Ingelheim; Bristol Myers Squibb; CSL Behring; Galapagos; Gilead; GSK; Hoffman la Roche; Horizon Therapeutics; Kinevant Sciences; Molecure; Nerre Therapeutics; Novartis; PureTech Health; Respiivant; Thyron; Trevi Therapeutics; Vicore.